


**FEATURES:**

- 50 ~ 600 VDC Rated Models
- Up to 10.0000 µf Capacitance
- ±1 ~ 20% Tolerance Options
- -55 to 125°C (full rated voltage)
- Insulation Resistane of 100 - 200k ΩF
- <0.3% Dissipation Factor
- Tested 200% of Rated Voltage (1 min)
- ISO 9001:2015 Qualified Processes
- Tested to MIL-STD-202
- ROHS Compliance upon request



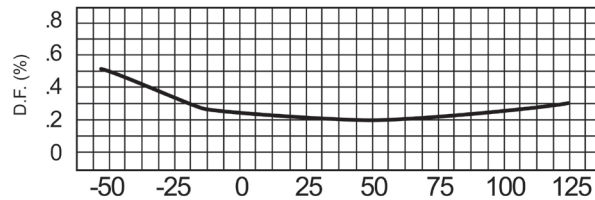
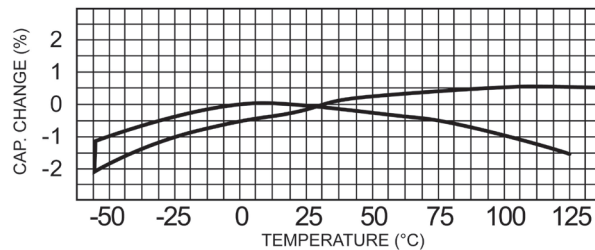
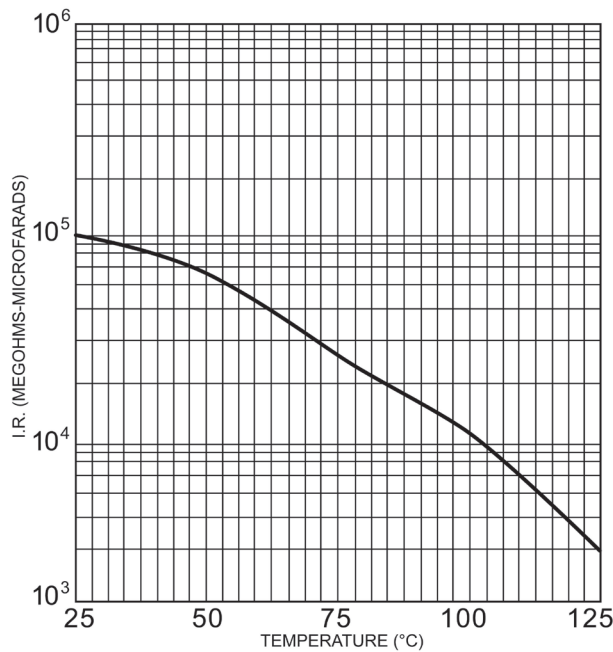
**STANDARD CONFIGURATION RULES:**

Optional mounting and terminal configurations available upon request

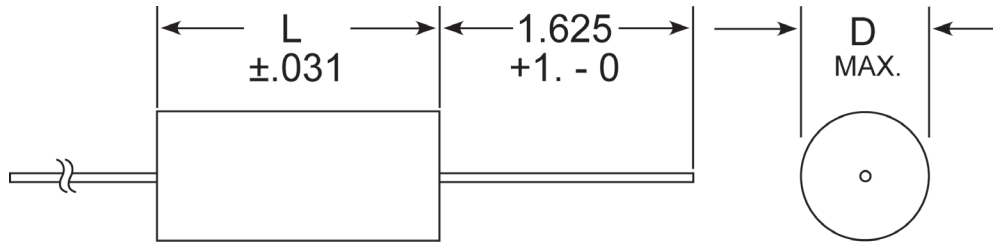
WR74	J	2	-	0.450
SERIES	TOLERANCE	VOLTAGE	CAPACITANCE (µf)	ROHS
	W = ±1%	0J = 50 VDC	up to 10.0000	Blank = Non-Compliant
	U = ±2%	2 = 200 VDC		R = ROHS (Built-to-Order)
	J = ±5%	4 = 400 VDC		
	K = ±10%	6 = 600 VDC		
	M = ±20%			

\* Configuration model numbers are for initial inquiries only - production part number may vary

**CHARACTERISTICS:**



**PAPER AND FOIL NON INDUCTIVE, EXTENDED FOIL CONSTRUCTION**



**Standard Dimensions**

capacitance values are available in the same case size as the next higher value.

50V MODELS			200V MODELS			400V MODELS			600V MODELS		
( $\mu$ f)	DIA.	LENGTH	( $\mu$ f)	DIA.	LENGTH	( $\mu$ f)	DIA.	LENGTH	( $\mu$ f)	DIA.	LENGTH
0.0100	0.170	0.480	0.0100	0.170	0.480	0.0100	0.170	0.480	0.0100	0.230	0.610
0.0220	0.170	0.480	0.0220	0.170	0.480	0.0220	0.170	0.480	0.0220	0.310	0.610
0.0330	0.170	0.480	0.0330	0.170	0.480	0.0330	0.200	0.480	0.0330	0.310	0.810
0.0390	0.170	0.480	0.0390	0.170	0.480	0.0390	0.200	0.610	0.0390	0.320	0.810
0.0470	0.170	0.480	0.0470	0.170	0.480	0.0470	0.220	0.610	0.0470	0.340	0.810
0.0560	0.170	0.480	0.0560	0.170	0.480	0.0560	0.230	0.610	0.0560	0.360	0.810
0.0680	0.170	0.480	0.0680	0.170	0.480	0.0680	0.250	0.610	0.0680	0.380	0.810
0.0820	0.170	0.610	0.0820	0.200	0.610	0.0820	0.230	0.810	0.0820	0.400	0.810
0.1000	0.170	0.610	0.1000	0.200	0.610	0.1000	0.240	0.810	0.1000	0.360	1.060
0.1200	0.200	0.610	0.1200	0.220	0.610	0.1200	0.260	0.810	0.1200	0.400	1.060
0.1500	0.220	0.610	0.1500	0.240	0.610	0.1500	0.290	0.810	0.1500	0.400	1.310
0.1800	0.230	0.610	0.1800	0.260	0.610	0.1800	0.320	0.810	0.1800	0.440	1.310
0.2200	0.240	0.610	0.2200	0.290	0.610	0.2200	0.340	0.810	0.2200	0.500	1.310
0.2700	0.250	0.610	0.2700	0.310	0.610	0.2700	0.360	0.810	0.2700	0.520	1.310
0.3300	0.260	0.610	0.3300	0.330	0.610	0.3300	0.380	0.810	0.3300	0.480	1.560
0.3900	0.270	0.610	0.3900	0.330	0.810	0.3900	0.330	1.060	0.3900	0.530	1.560
0.4700	0.300	0.610	0.4700	0.330	0.810	0.4700	0.370	1.060	0.4700	0.560	1.560
0.5600	0.350	0.610	0.5600	0.360	0.810	0.5600	0.420	1.060	0.5600	0.560	1.810
0.6800	0.320	0.810	0.6800	0.420	0.810	0.6800	0.440	1.060	0.6800	0.600	1.810
0.8200	0.320	0.810	0.8200	0.450	0.810	0.8200	0.500	1.060	0.8200	0.660	1.810
1.0000	0.320	0.810	1.0000	0.470	0.810	1.0000	0.520	1.060	1.0000	0.710	1.810
1.2000	0.350	0.810	1.2000	0.490	0.810	1.2000	0.530	1.310	1.2000	0.870	1.810
1.5000	0.350	0.810	1.5000	0.420	1.060	1.5000	0.540	1.310	1.5000	0.930	1.810
1.8000	0.400	0.810	1.8000	0.460	1.060	1.8000	0.550	1.560	1.8000	0.880	2.060
2.0000	0.400	0.810	2.0000	0.480	1.060	2.0000	0.550	1.560	2.0000	0.930	2.060
2.2000	0.430	0.810	2.2000	0.490	1.310	2.2000	0.600	1.560			
2.7000	0.460	0.810	2.7000	0.500	1.310	2.7000	0.600	1.810			
3.0000	0.460	0.810	3.0000	0.500	1.310	3.0000	0.610	1.810			
3.3000	0.490	1.130	3.3000	0.540	1.310	3.3000	0.650	1.810			
4.0000	0.420	1.130	4.0000	0.590	1.310	4.0000	0.690	1.810			
5.0000	0.480	1.130	5.0000	0.560	1.560	5.0000	0.710	2.060			
5.6000	0.500	1.130	5.6000	0.590	1.560						
6.0000	0.500	1.130	6.0000	0.610	1.560						
6.8000	0.520	1.130	6.8000	0.670	1.560						
7.0000	0.520	1.130	7.0000	0.670	1.560						
8.0000	0.480	1.310	8.0000	0.670	1.810						
8.2000	0.490	1.310	8.2000	0.690	1.810						
10.0000	0.650	1.310	10.0000	0.720	1.810						