


FEATURES:

- 100 ~ 1,000 VDC Rated Models
- Up to 1,000 μf Capacitance
- $\pm 1 \sim 20\%$ Tolerance Options
- -55 to 125°C (full rated voltage)
- Insulation Resistane of 6-18k ΩF
- $<1\%$ Dissipation Factor @ 1,000Hz
- Tested 200% of Rated Voltage (1 min)
- ISO 9001:2015 Qualified Processes
- Tested to MIL-STD-202
- ROHS Compliance Upon Request



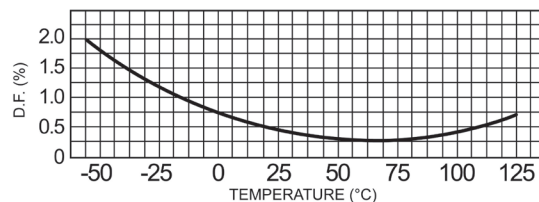
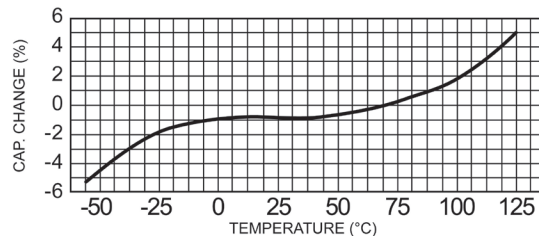
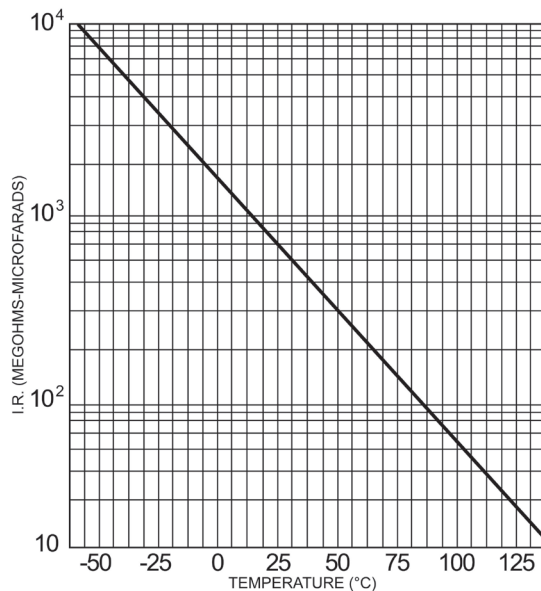
STANDARD CONFIGURATION RULES:

Optional mounting and terminal configurations available upon request

15	J	3	-	0.450		
SERIES	TOLERANCE	VOLTAGE	CAPACITANCE (μf)	TERMINATION	SLEEVE	ROHS
	W = $\pm 1\%$	1 = 100 VDC	0.0010 ~ 1.0000	Blank = Standard	Blank = None	Blank = Standard
	U = $\pm 2\%$	2 = 200 VDC	0.0010 ~ 1.0000	N = Nickel	-3 = Sleeve	R = ROHS (Built-to-Order)
	J = $\pm 5\%$	3 = 300 VDC	0.0010 ~ 0.6800			
	K = $\pm 10\%$	4 = 400 VDC	0.0010 ~ 0.4700			
	M = $\pm 20\%$	6 = 600 VDC	0.0010 ~ 0.4700			
		10 = 1000 VDC	0.0010 ~ 0.4700			

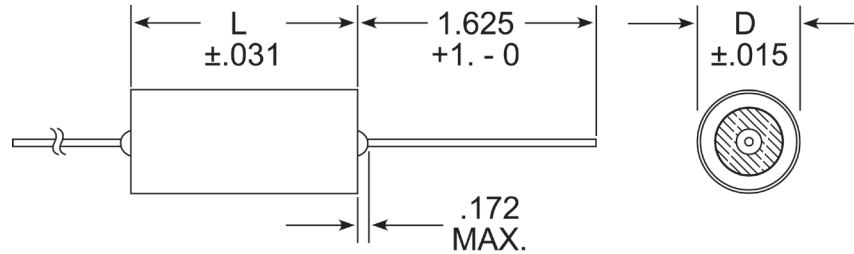
* Configuration model numbers are for initial inquiries only - production part number may vary

CHARACTERISTICS:



PAPER AND FOIL NON INDUCTIVE, EXTENDED FOIL CONSTRUCTION

Insulating sleeve option adds .016" (D) and .062" (L).



Standard Values & Dimensions

capacitance values are available in the same case size as the next higher value.

100 VOLT MODELS		
CAPACITANCE (μ f)	DIMENSIONS (inches)	
	DIAMETER	LENGTH
0.0010	0.175	0.688
0.0047	0.175	0.688
0.0068	0.175	0.688
0.0082	0.175	0.688
0.0100	0.175	0.688
0.0180	0.195	0.688
0.0220	0.195	0.688
0.0330	0.312	0.813
0.0470	0.312	0.813
0.0680	0.312	0.813
0.1000	0.312	0.813
0.1500	0.400	0.813
0.2200	0.400	1.063
0.3300	0.400	1.313
0.4700	0.562	1.063
0.6800	0.562	1.313
1.0000	0.562	1.813

200 VOLT MODELS		
CAPACITANCE (μ f)	DIMENSIONS (inches)	
	DIAMETER	LENGTH
0.0010	0.235	0.688
0.0047	0.235	0.688
0.0068	0.235	0.688
0.0082	0.235	0.688
0.0100	0.235	0.688
0.0180	0.235	0.688
0.0220	0.235	0.688
0.0330	0.312	0.813
0.0470	0.312	0.813
0.0680	0.312	0.813
0.1000	0.400	0.813
0.1500	0.400	1.063
0.2200	0.400	1.313
0.3300	0.562	1.063
0.4700	0.562	1.313
0.6800	0.562	1.813
1.0000	0.670	1.813

300 VOLT MODELS		
CAPACITANCE (μ f)	DIMENSIONS (inches)	
	DIAMETER	LENGTH
0.0010	0.235	0.688
0.0047	0.235	0.688
0.0068	0.235	0.688
0.0082	0.235	0.688
0.0100	0.235	0.688
0.0180	0.312	0.813
0.0220	0.312	0.813
0.0330	0.312	0.813
0.0470	0.312	0.813
0.0680	0.400	0.813
0.1000	0.400	1.063
0.1500	0.400	1.313
0.2200	0.562	1.063
0.3300	0.562	1.313
0.4700	0.562	1.813
0.6800	0.670	1.813
1.0000	0.750	2.063

400 VOLT MODELS		
CAPACITANCE (μ f)	DIMENSIONS (inches)	
	DIAMETER	LENGTH
0.0010	0.235	0.688
0.0082	0.235	0.688
0.0100	0.235	0.688
0.0150	0.312	0.813
0.0220	0.312	0.813
0.0330	0.312	0.813
0.0470	0.400	0.813
0.0680	0.400	1.063
0.1000	0.400	1.313
0.1500	0.562	1.063
0.2200	0.562	1.313
0.3300	0.562	1.813
0.4700	0.670	1.813
0.6800	0.750	2.063
1.0000	1.000	1.813

600 VOLT MODELS		
CAPACITANCE (μ f)	DIMENSIONS (inches)	
	DIAMETER	LENGTH
0.0010	0.235	0.688
0.0082	0.312	0.813
0.0100	0.312	0.813
0.0150	0.312	0.813
0.0220	0.312	0.813
0.0330	0.400	0.813
0.0470	0.400	1.063
0.0680	0.400	1.313
0.1000	0.562	1.063
0.1500	0.562	1.313
0.2200	0.562	1.813
0.3300	0.670	1.813
0.4700	0.750	2.063
0.6800	1.000	1.813

1,000 VOLT MODELS		
CAPACITANCE (μ f)	DIMENSIONS (inches)	
	DIAMETER	LENGTH
0.0010	0.400	0.813
0.0082	0.400	0.813
0.0100	0.400	0.813
0.0150	0.400	0.813
0.0220	0.400	1.063
0.0330	0.400	1.313
0.0470	0.562	1.063
0.0680	0.562	1.313
0.1000	0.562	1.563
0.1500	0.670	1.563
0.2200	0.750	2.063
0.3300	0.750	2.563
0.4700	1.000	2.063